



## TECHNICAL INFORMATION PACKET

Tower Theatre  
835 NW Wall Street – Bend, OR 97703  
541.323.9155


### Contacts:

<p>Erik Anderson Production Manager <a href="mailto:Erik@TowerTheatre.org">Erik@TowerTheatre.org</a> 818.259.4114 (c)</p>	<p>Shannon Sullivan Director of Client Services <a href="mailto:Shannon@TowerTheatre.org">Shannon@TowerTheatre.org</a> 541.977.0002 (c)</p>
---	---

- Rental includes use of Box Office, Lobby, Auditorium, Stage, Backstage, and Greenroom.
- Rental includes House ClearCom System and select use of Audio Control, Public Address, Lighting Control, and Lighting Systems.
- Additional items and services also available.

## **Seating Capacity:**

Seating Capacity is 468. 312 on the Main Floor and 156 in the Balcony. The first three rows on the main floor can be removed - lowering capacity to 412. House left of the Audio Console, 4 seats can be removed for acts touring with Audio and/or Lighting consoles – lowering capacity by 4.



## **Stage Dimensions with Moveable Orchestra Pit** **(see drawing):**

- Fixed opening: 34' W x 18' 4" H
- Trapezoidal stage: 24' u.s - 34' d.s. W x 29' D x 18' H
- Plaster line to back wall: 25'
- Plaster line to front of apron: 4'
- Plaster line to front of apron with pit at stage level: 13'
- Sprung floor with marine grade plywood.
- No stage traps or stage elevators
- Screwing into floor and walls may be allowed \*Subject to Approval\*

## **Orchestra Pit (see drawing):**

- Motorized Lift: Spiralift
- Elevator platform: 39' W x 9' 4" D
- Pit can be moved to 4 preset positions:
  - Basement, Orchestra, Audience, Stage
- At stage level, the standard stage is extended 9' 4" at center line.
- Capacity: +/- 33 Musicians
- Lifting Capability: 15,000lbs

### **Audio Package:**

- FOH Console: Yamaha CL-5
- Stage Boxes:
  - Yamaha RIO3224d on Stage
  - Yamaha TIO1608d at AV position in the Lighting / AV Booth
- Main PA: 16x Nexo GEO S12 (7x S1210 and 1x S1230 per side)
- Front Fill: 2x Nexo PS8 Single 8" 2way
- Subs: 2x Nexo Alpha S2 Dual 18"
- Stage Monitors: 6x Yamaha DSR112 Single 12" 2way stage monitors (Monitors controlled from FOH)
- 4 channels of Shure ULX/QLX Wireless (Hand Held or Body Packs)
- Mics, Stands, Cables

Additional Items on request:

- 16 channels of Shure ULX/QLX Wireless (10 HH and 20 Body Packs in total)

### **Lighting Package (See House Lighting Plot):**

- Console ETC: ION
- Dimmers: 120x 2.4kw dimmers (some repeating circuits).
- 24x ETC PAR EA
- 38x ETC PARNel
- 15x ETC Source Four 19'
- 10x ETC Source Four 26'
- 12x ETC Source Four 36'
- 10x ETC Source Four Zoom 15' -30'

Additional Items on request:

- 12x Chauvet Rogue R2 Wash (Grid Hung Intelligent)
- 4x Chauvet Intimidator Hybrid 140SR (Floor Package Intelligent)
- 1x Lycian Super Arch 400 Follow Spot (Lighting / AV Booth)
- 2x 750w ETC Source Four with iris in the catwalk can be used as Spots

### **Grid Height (All instruments hang below grid):**

- Dead Hung Pipe Grid for all house lighting instruments.
- Upstage height to grid: 17'5"
- Downstage height to grid: 18'10"
- Pit at stage level height to grid: 22'

### **Rigging:**

- Points ONLY - No additional rigging supplies in house.
  - Up Stage Beam: 2x 1-TON points - Round Sling and 5/8" Shackles
  - Mid Stage Beam: 4x ½-TON points - Round Sling and 5/8" Shackles
- Stage to Pin of shackles 20'6"
- Accessed with Vertical Genie Lift
- Counterweighted line sets: NONE.

### **Audio Visual:**

- Main Projector: DPI Titan 33,000 4k UHD. Throw Distance approximately 80'
- Front Projection Roll-Up Screen (Maximum image size is approximately 24'x18')
- Screen is located 2' Up Stage from the proscenium and Up Stage of the Main Curtain
- Extron IN1608 Manual 8 Input Switcher
- Multiple positions throughout building for Video Inputs to switcher.
- Stage Projector: Benq MX816ST. Throw Distance approximately 10'
- Wood Podium (with Gooseneck Mic, Power, and AV Connections)

### **Power:**

- 6x 15a Circuits on stage
- 100 Amp 3 Phase Company Switch located Up Stage Right

### **Stage Drapes:**

- Up Stage Curtain: Black
- Main Curtain: Violet 22'H x 34'W. Manually operated from stage right. Functions as traveler only.
- Up Stage Cyclorama
- Decorative Silk Fabric
- Decorative Sheer Fabric
- Decorative Black Screen

### **Backline:**

- 1998 Steinway Model B Classic Grand Piano – Black
- 35x Black Adjustable Music Stand
- All other backline sourced locally.

### **Staging:**

- None. All Staging sourced locally.

### **Chairs:**

- 50x Red Orchestra Chairs
- 55x Black Orchestra Chairs

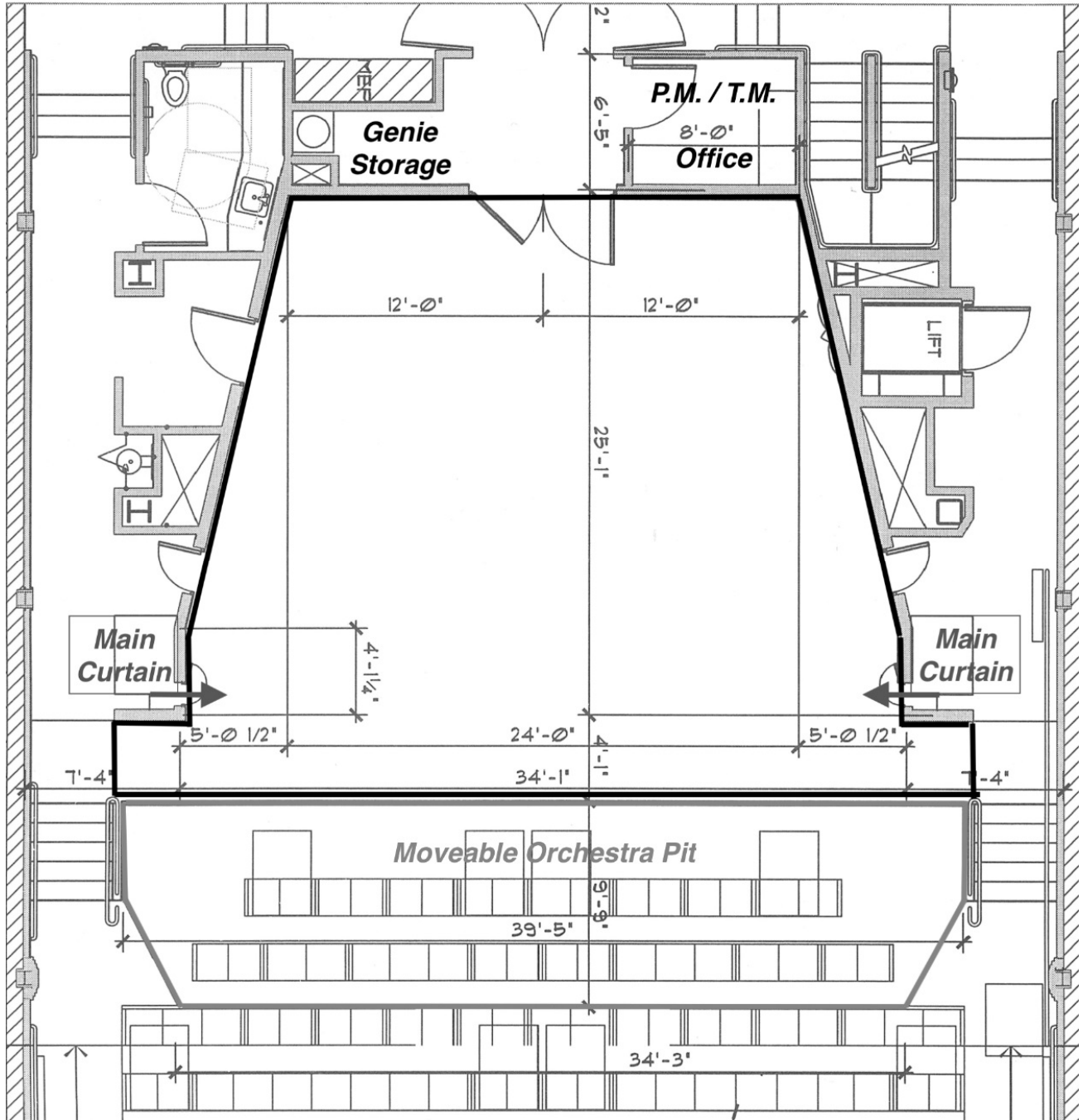
### **Dressing Room:**

- Main dressing room is on the 2<sup>nd</sup> Floor, stair access only.
- Average Capacity is 8-10
- Private single restroom
- No showers or laundry onsite
- Ironing Board, Iron, and Steamer
- Fridge, Microwave, Coffee, and Electric Kettle
- No private corridors connecting Back Stage to either FOH Position or the Lighting / AV Booth.

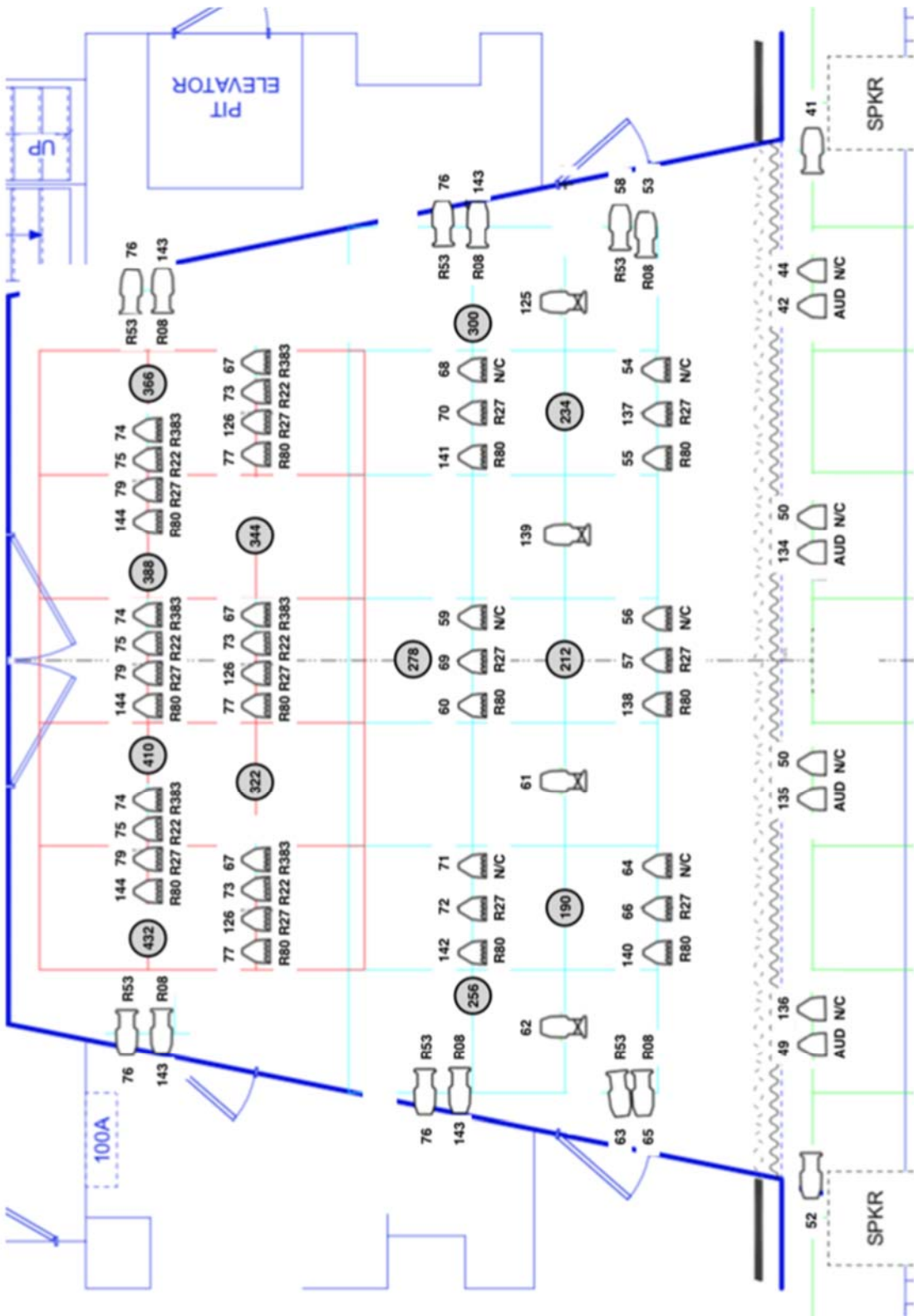
### **Loading, Stage Doors, and Parking:**

- Load-In doors and artist entrance are located on the west side of the theatre in Brooks Alley.
- Load-In opening is 8'6"W x 9'0"H (Stage access is 6'6"W x 8'0"H)
- Alley to stage level is 16"
- Brooks Alley is one-way and must be travelled from South to North.
- Busses and trucks must park in the designated areas. \*NO EXCEPTIONS\*
- No Overnight parking (per Bend City ordinance) unless advanced.
- All vehicle logistics must be arranged with the Production Manager at least two weeks in advance.

# Stage Drawing



# House Plot - Stage





# House Plot – Front

